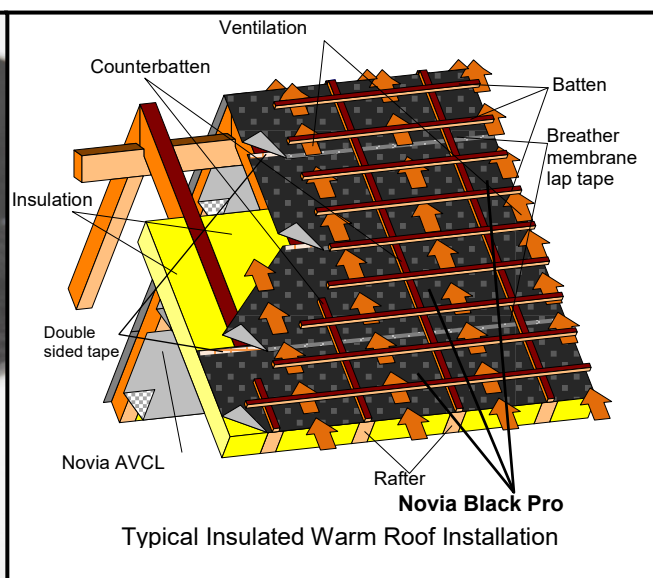


NOVIA®

Black Pro Roof and Wall Breather Membrane

Novia Black Pro is a premium quality, versatile, heavy weight breather membrane for all pitched cold and warm roofs, and insulated wall applications. The material meets EN 13859-1 for pitched roofing and EN 13859-2 for walls. **Novia Black Pro** has excellent water resistance but still provides high breathability; it is strong yet lightweight and also complies with EN 13501-1 fire classification grade E. The product is completely black on one side, white on the reverse, with no text or images on either side, except a 150mm overlap line.



- ✓ Heavy weight breather membranes
- ✓ Highly waterproof
- ✓ Highly vapour permeable
- ✓ Fully airtight (reduces heat loss)
- ✓ Single product for all roofs and walls
- ✓ 3-layer laminate with microporous core
- ✓ Premium performance tensile and nail tear strength
- ✓ Matt finish slip-resistant surface
- ✓ Grade E (Fire)
- ✓ Install as per BS 5534: 2014+A2: 2018 UV guidance
- ✓ CE compliant to EN 13859-1 (roofs) and EN 13859-2 (walls)
- ✓ Recyclable and ecologically harmless
- ✓ Tested for BS 5534 wind uplift requirements (130gsm test date, 146gsm pending)

Roll size:

Standard width	1.5	m
Roll weight	11.5	kg
Roll length	50	m
Packing	60	Rolls per pallet

Nominal technical data:

	Value	Units	Test Method
Weight	146	g/m ²	EN 1849-2
Tensile strength MD/CD	315/220	N/50mm	EN 12311-1
Elongation MD/CD	60/70	N/50mm-1	EN 12311-1
Tear resistance MD/CD	180/220	N	EN 12310-1
Resistance to air penetration	0.000	m ³ /m ³ .h.5 0.pa	EN 12114
Sd value	0.05	metres	EN 12572
Resistance to water penetration	W1 >250	Class cm	EN 1928 EN 20811
Resistance against fire	E	Class	EN 13501-1
Temperature resistance	-40 to +80	°C	EN 1109
UV Resistance	Install as per BS 5534: 2014+A2: 2018 UV guidance		

NOVIA LTD, Unit 12 Heronden Road, Parkwood Industrial Estate, Maidstone, Kent, ME15 9YR

Telephone 01622 678952 or Fax 01622 679025 or e-mail: sales@novia.co.uk

www.novia.co.uk

DS0519_BlackPro



Black Pro Roof and Wall Breather Membrane

Installation guidance for walls:

Fix the **Novia Black Pro** membrane to the wall structure; ensure upper layers overlap lower layers. Work from the bottom moving upwards and ensuring there are minimum overlaps of 100 mm on the horizontal joints. Do not begin a vertical lap joint within 300 mm of a corner, and vertical laps should be at least 150 mm. Ensure the bottom timber is also protected by an overlap. Fix at suitable intervals with galvanised nails, stainless staples or similar fixings that will be permanent.

Do not leave the membrane unnecessarily exposed to weathering to weathering, high winds, excessive UV etc. as this may cause damage over time. If you must leave the membrane exposed for extended periods of time, consider the use of suitable temporary protection materials.

Installation guidance for roof:

Novia Black Pro can be installed within all standard roof applications. On insulated warm roofs, the membrane may be placed directly onto the insulation or boarded roof if required. **Novia Black Pro** can also be used in conventional cold roof applications. Fix the membrane to the roof structure and ensure upper layers overlap lower layers. Work from the bottom moving upwards and ensure there are minimum overlaps used as shown within BS 5534:2014. The membrane should be overlapped 200 mm on each side of the ridge. All vertical overlaps must be situated on a rafter and must be sealed. Fix at suitable intervals with galvanised nails, stainless staples or similar approved fixings that will be permanent. At any entry points for services (soil pipes, vents etc.), ensure that **Novia Black Pro** is properly sealed. Where pipes etc. penetrate the underlay, cut neatly and accurately and turn edges up to give a tight water-resistant fit, and seal with Novia tapes.

In order to comply with some BS 5534 wind uplift zone requirements you must use our single-sided **Novia Breather Membrane Lap Tape**. See wind uplift tables for full details. Where BS 5534 compliance requires the use of Novia tape, you may use a smaller 100mm overlap. The batten restrained results, not using Novia tape, were tested using the standard 150mm overlap.

Tapes

We strongly advise the use of Novia installation tapes, which will greatly improve the performance and overall airtightness of the roof, even if tape is not specified for mandatory use within a particular zone under the BS 5534 wind uplift test results. We offer a single-sided **Novia Breather Membrane Lap Tape** for basic installations, and for high specification work where there is even greater emphasis on air-tightness we offer the optional **Novia Double-Sided Adhesive Tape**. For the very best standards of installation and air-tightness, we advise the use both types of tape, which will ensure a long lasting, high quality, breathable and air-tight seal is formed.

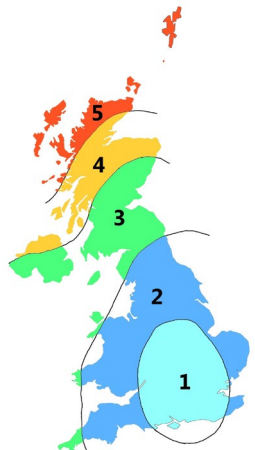
Other notes

- Always ensure that for warm roof applications, a vapour barrier such as Novia VC2, VC6 Reflective or VC200 Reflective is installed beneath the insulation, as only 1 - 3% moisture contamination within the insulation can adversely affect its thermal performance by up to one third.
- Novia Black will reduce the risk of condensation within the roof space but in certain atmospheric conditions it can never be totally eliminated.
- Always handle material carefully to prevent tears and punctures. Repair any damage which does occur with suitable tape.
- Ensure that sufficient ventilation is incorporated to comply with all relevant building regulations and technical standards, such as BS 5250.
- Store all materials in suitable conditions.

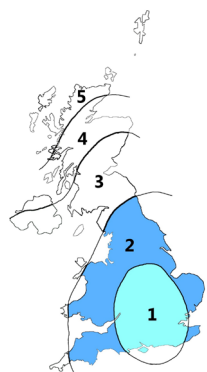
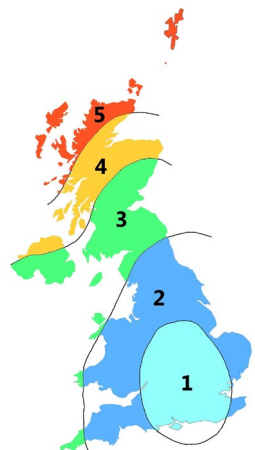
Wind uplift suitability. Test results from BRE to BS 5534 Annex A – Novia Black Pro

(Results shown are for Novia Reflex, 130GSM. Full Novia Black Pro tests are being completed. Novia Black Pro test results will meet or exceed the values stated below)

100mm taped overlap test results (Taped using Novia Breather Membrane Lap Tape)

Product	Identification	Manufacturer	Website
Novia Reflex	LR	Novia Ltd	www.novia.co.uk
Batten Gauge	Declared wind uplift resistance, p D (N/m ²)	Zone Suitability	Wind zone map
≤ 345 mm	1967	1-5	
≤ 250 mm	No test required	No test required	
≤ 100 mm	No test required	No test required	

150mm overlap batten restraint test results

Product	Identification	Manufacturer	Website
Novia Reflex	LR	Novia Ltd	www.novia.co.uk
Batten Gauge	Declared wind uplift resistance, p D (N/m ²)	Zone Suitability	Wind zone map
≤ 345 mm	975	1-2	
≤ 250 mm	2257	1-5	
≤ 100 mm	No test required	No test required	

NOVIA LTD, Unit 12 Heronden Road, Parkwood Industrial Estate, Maidstone, Kent, ME15 9YR

Telephone 01622 678952 or Fax 01622 679025 or e-mail: sales@novia.co.uk

www.novia.co.uk

DS0519_BlackPro